

stainless steel rolled products



SHEET
1.4301 (304)
 Polished 240 grit,
 white poly coat

Size (mm)	Weight per sheet (Kg)
2000 x 1000 x 0.7	11.5
2500 x 1250 x 0.7	17.9
2000 x 1000 x 0.9* L	14.7
3000 x 1500 x 0.9	33.2
2500 x 1250 x 0.9* L	23.0
2000 x 1000 x 1.0	16.4
2500 x 1250 x 1.0	25.6
2000 x 1000 x 1.2* L	19.6
2500 x 1250 x 1.2* L	31.2
3000 x 1500 x 1.2* L	44.2
2000 x 1000 x 1.5* L	24.6

Size (mm)	Weight per sheet (Kg)
2500 x 1250 x 1.5* L	38.4
3000 x 1500 x 1.5 L	55.3
2000 x 1000 x 2.0* L	32.7
2500 x 1250 x 2.0* L	51.2
3000 x 1500 x 2.0	72.4
2000 x 1000 x 2.5	40.9
2500 x 1250 x 2.5	63.9
3000 x 1500 x 2.5	92.1
2000 x 1000 x 3.0	49.6
2500 x 1250 x 3.0	77.5
3000 x 1500 x 3.0	112.0

**Also stock in 240 silicon, white poly coated.*

L= Also stock Laser Coated.



SHEET
1.4404 (316L)
 Polished 240 grit,
 white poly coat

Size (mm)	Weight per sheet (Kg)
2500 x 1250 x 0.9	23.0
2500 x 1250 x 1.2	31.2
2500 x 1250 x 1.5	38.4
3000 x 1500 x 1.5	55.3
3000 x 1500 x 2.0	72.3

Size (mm)	Weight per sheet (Kg)
2500 x 1250 x 2.0	51.2
2500 x 1250 x 3.0	77.5

LASER COATING AVAILABLE AT REQUEST



SHEET
1.4016 (430)
 Polished 240 grit,
 white poly coat

Size (mm)	Weight per sheet (Kg)
2500 x 1250 x 0.7	17.9
2000 x 1000 x 0.9	14.7
2500 x 1250 x 0.9	23.0

Size (mm)	Weight per sheet (Kg)
2000 x 1000 x 1.2	19.6
2500 x 1250 x 1.2	30.7
2000 x 1000 x 1.5	24.6
2500 x 1250 x 1.5	38.4

We have in-house facilities for Plastic Coating and Polishing Sheets.

Circle polishing is available on a limited number of sizes.

Size (mm)	Weight per sheet (Kg)
2000 x 1000 x 0.5	8.2
2500 x 1250 x 0.5	12.8
2000 x 1000 x 0.7	11.5
2500 x 1250 x 0.7	17.9
2500 x 1250 x 0.8	20.5
2000 x 1000 x 0.9	14.7
2500 x 1250 x 0.9	23.0
3000 x 1500 x 0.9	33.2
2000 x 1000 x 1.0	16.4
2500 x 1250 x 1.0	25.6
2000 x 1000 x 1.2	19.6
2500 x 1250 x 1.2	30.7

Size (mm)	Weight per sheet (Kg)
3000 x 1500 x 1.2	44.2
2000 x 1000 x 1.5	24.6
2500 x 1250 x 1.5	38.4
3000 x 1500 x 1.5	55.3
2000 x 1000 x 2.0	32.7
2500 x 1250 x 2.0	51.2
3000 x 1500 x 2.0	73.7
2000 x 1000 x 2.5	40.9
2500 x 1250 x 2.5	63.9
3000 x 1500 x 2.5	92.1
2000 x 1000 x 3.0	49.6
2500 x 1250 x 3.0	77.5
3000 x 1500 x 3.0	112.0

Size (mm)	Weight per sheet (Kg)
2000 x 1000 x 0.7	11.5
2500 x 1250 x 0.7	17.9
2000 x 1000 x 0.9	14.7
2500 x 1250 x 0.9	23.0
2000 x 1000 x 1.2	19.6
2500 x 1250 x 1.2	30.7
3000 x 1500 x 1.2	44.2
2000 x 1000 x 1.5	24.6
2500 x 1250 x 1.5	38.4

Size (mm)	Weight per sheet (Kg)
3000 x 1500 x 1.5	55.3
2000 x 1000 x 2.0	32.7
2500 x 1250 x 2.0	51.2
3000 x 1500 x 2.0	73.7
2000 x 1000 x 2.5	40.9
2500 x 1250 x 2.5	63.9
3000 x 1500 x 2.5	92.1
2000 x 1000 x 3.0	49.6
2500 x 1250 x 3.0	77.5
3000 x 1500 x 3.0	112.0

Size (mm)	Weight per sheet (Kg)
2000 x 1000 x 0.5	8.2
2500 x 1250 x 0.5	12.8
2000 x 1000 x 0.6	9.82
2500 x 1250 x 0.6	15.3
2000 x 1000 x 0.7	11.5
2500 x 1250 x 0.7	17.9
2500 x 1250 x 0.8	20.5
2000 x 1000 x 0.9	14.7
2500 x 1250 x 0.9	23.0
2000 x 1000 x 1.0	16.4

Size (mm)	Weight per sheet (Kg)
2500 x 1250 x 1.0	25.6
2000 x 1000 x 1.2	19.6
2500 x 1250 x 1.2	30.7
2000 x 1000 x 1.5	24.6
2500 x 1250 x 1.5	38.4
2000 x 1000 x 2.0	32.7
2500 x 1250 x 2.0	51.2



SHEET
1.4301 (304)
2B Finish



SHEET
1.4401/1.4404
(316/316L)
2B Finish



SHEET
1.4301 (304)
2R (BA) Finish

stainless steel rolled products



SHEET
1.4016 (430)
2R (BA) Finish

Size (mm)	Weight per sheet (Kg)
2000 x 1000 x 0.5	8.2
2500 x 1250 x 0.5	12.8
2000 x 1000 x 0.7	11.5
2500 x 1250 x 0.7	17.9
2000 x 1000 x 0.9	14.7
2500 x 1250 x 0.9	23.0
2000 x 1000 x 1.0	16.4

Size (mm)	Weight per sheet (Kg)
2500 x 1250 x 1.0	25.6
2000 x 1000 x 1.2	19.6
2500 x 1250 x 1.2	30.7
2000 x 1000 x 1.5	24.6
2500 x 1250 x 1.5	38.4
2000 x 1000 x 2.0	32.7
2500 x 1250 x 2.0	51.2




PLATE COLD ROLLED DESCALED
1.4307 (304L)

Size (mm)	Weight per plate (Kg)
4000 x 2000 x 1.5	98.0
4000 x 2000 x 2.0	128.0
4000 x 2000 x 2.5	163.70
4000 x 2000 x 3.0	192.0
2000 x 1000 x 4.0	64.0
2500 x 1250 x 4.0	100.0
3000 x 1500 x 4.0	144.0
2000 x 1000 x 5.0	79.8
2500 x 1250 x 5.0	125.0

Size (mm)	Weight per plate (Kg)
3000 x 1500 x 5.0	180.0
4000 x 2000 x 4.0	256.0
4000 x 2000 x 5.0	320.0
2000 x 1000 x 6.0	96.0
2500 x 1250 x 6.0	150.0
3000 x 1500 x 6.0	216.0
4000 x 2000 x 6.0	384.0




PLATE COLD ROLLED DESCALED
1.4404 (316L)

Size (mm)	Weight per plate (Kg)
4000 x 2000 x 2.0	128.0
4000 x 2000 x 3.0	192.0
2000 x 1000 x 4.0	64.3
2500 x 1250 x 4.0	100.0
3000 x 1500 x 4.0	144.0
4000 x 2000 x 4.0	256.0
2000 x 1000 x 5.0	80.4
2500 x 1250 x 5.0	125.0
3000 x 1500 x 5.0	180.0
4000 x 2000 x 5.0	320.0
2000 x 1000 x 6.0	96.5
2500 x 1250 x 6.0	150.0
3000 x 1500 x 6.0	216.0
4000 x 2000 x 6.0	384.0

Size (mm)	Weight per plate (Kg)
2000 x 1000 x 3.0	48.0
2500 x 1250 x 3.0	75.0
3000 x 1500 x 3.0*	108.0
2000 x 1000 x 4.0	64.0
2500 x 1250 x 4.0	100.0
3000 x 1500 x 4.0	144.0
2000 x 1000 x 5.0	80.0
2500 x 1250 x 5.0	125.0
3000 x 1500 x 5.0	180.0
4000 x 2000 x 5.0	320.0
2000 x 1000 x 6.0	96.0
2500 x 1250 x 6.0	150.0
3000 x 1500 x 6.0	216.0
4000 x 2000 x 6.0	384.0
(6000 x 2000 x 6.0)	576.0
2000 x 1000 x 8.0	128.0
2500 x 1250 x 8.0	200.0
3000 x 1500 x 8.0	288.0

Hot Rolled 1D Finish

Size (mm)	Weight per plate (Kg)
2000 x 1000 x 3.0	48.0
2500 x 1250 x 3.0	75.0
3000 x 1500 x 3.0	108.0
2500 x 1250 x 5.0	125.0
2500 x 1250 x 8.0	200.0
3000 x 1500 x 8.0	288.0
3000 x 1500 x 10.0	360.0

Size (mm)	Weight per plate (Kg)
4000 x 2000 x 8.0	512.0
2000 x 1000 x 10.0	160.8
2500 x 1250 x 10.0	250.0
3000 x 1500 x 10.0	360.0
4000 x 2000 x 10.0	640.0
6000 x 2000 x 10.0	960.1
2500 x 1250 x 12.0	300.0
3000 x 1500 x 12.0	432.0
4000 x 2000 x 12.0	785.0
2500 x 1250 x 15.0	384.0
3000 x 1500 x 15.0	554.0
2500 x 1250 x 20.0	513.0
3000 x 1500 x 20.0	738.0


*Available in 304L only

Brackets denote available in 316L only.

Cold Rolled 2B Finish

Size (mm)	Weight per sheet (Kg)
2500 x 1250 x 1.0	24.5
2000 x 1000 x 1.2	19.20
2500 x 1250 x 1.2	30.00
2000 x 1000 x 1.5	24.5
2500 x 1250 x 1.5	38.2
3000 x 1500 x 1.5	55.0
2000 x 1000 x 2.0	32.6
3000 x 1500 x 2.0	73.4
2500 x 1250 x 2.5	63.7


Thickness on base (mm)	Unit Weight per plate (Kg)
3000 x 1000 x 3.0	78.0
3000 x 1250 x 3.0	97.0
3000 x 1250 x 4.5	143.0
3000 x 1250 x 6.0	180.0




CPP PLATE

1D Finish

1.4301,1.4307, (304,304L)
1.4401, 1.4404,(316,316L)



PLATE/SHEET 1.4003



STAINLESS TREADPLATE

1.4301/1.4307
(304/304L)
Pattern to DIN 59220

Weights

All weights shown in this publication are for guidance only. They are calculated using nominal dimensions and are scientifically recognised densities. Please note that in practice, the actual weight can vary significantly from the theoretical weight due to variations in manufacturing tolerances and compositions.

The information contained herein is based on our present knowledge and experience and is given in good faith. However, no liability will be accepted by the Company in respect of any action taken by any third party in reliance thereon.

As the products detailed herein may be used for a wide variety of purposes and as the Company has no control over their use, the Company specifically excludes all conditions and warranties expressed or implied by statute or otherwise as to dimensions, properties and/or their fitness for any particular purpose. Any advice given by the Company to any third party is given for that party's assistance only and without any liability on the part of the Company.

Any contract between the Company and the customer will be subject to the Company's Conditions of Sale. The extent of the Company's liabilities to any customer is clearly set out in those Conditions; a copy of which is available on request.

